



Miss Grand International Company Limited**Statement of financial position****As at 31 December 2021**

(Unit: Baht)

	<u>Note</u>	<u>31 December 2021</u>	<u>31 December 2020</u> (Restated)	<u>1 January 2020</u>
Assets				
Current assets				
Cash and cash equivalents	9	67,952,450	47,679,551	3,049,328
Trade and other receivables	10	10,968,690	44,497,634	1,750,549
Inventories - finished goods		11,658,598	9,562,772	35,085,847
Advance payment for goods		3,954,245	5,847,565	275,000
Other current financial assets		40,000	-	-
Other current assets		585,207	1,368,626	50,627
Total current assets		95,159,190	108,956,148	40,211,351
Non-current assets				
Other non-current financial assets		240,679	135,101	-
Building improvement and equipment	11	4,477,190	1,491,485	235,108
Right-of-use assets	12	1,092,110	1,106,038	-
Intangible assets	13	2,152,789	1,765,158	829,885
Deferred tax assets	20	1,936,243	1,856,581	-
Other non-current assets		1,617,758	973,805	12,270
Total non-current assets		11,516,769	7,328,168	1,077,263
Total assets		106,675,959	116,284,316	41,288,614

The accompanying notes are an integral part of the financial statements.


นายวัฒน ใสกรศีล


MISS GRAND
INTERNATIONAL
Miss Grand International Co., Ltd.
บริษัท มิสแกรนด์ อินเตอร์เนชั่นแนล จำกัด



นายศักดิ์สิทธิ์ บุญวานิช

Miss Grand International Company Limited
Statement of financial position (continued)
As at 31 December 2021

(Unit: Baht)

	<u>Note</u>	<u>31 December 2021</u>	<u>31 December 2020</u> (Restated)	<u>1 January 2020</u>
Liabilities and shareholders' equity				
Current liabilities				
Trade and other payables	14	17,255,788	24,595,611	2,117,597
Current portion of lease liabilities	12	771,250	384,951	-
Short-term loans from related parties		-	-	19,935,492
Income tax payable		3,632,872	11,720,330	1,625,260
Deferred revenue		10,781,234	2,915,744	-
Other current liabilities		1,353,734	2,864,987	-
Total current liabilities		<u>33,794,878</u>	<u>42,481,623</u>	<u>23,678,349</u>
Non-current liabilities				
Lease liabilities, net of current portion	12	353,431	724,151	-
Provision for long-term employee benefits	15	1,153,661	210,127	29,319
Deferred tax liabilities		-	-	24,091
Total non-current liabilities		<u>1,507,092</u>	<u>934,278</u>	<u>53,410</u>
Total liabilities		<u>35,301,970</u>	<u>43,415,901</u>	<u>23,731,759</u>

The accompanying notes are an integral part of the financial statements.



นายวัฒน์ อิศรเกียรติ์





นายศักดิ์สิทธิ์ บุญวานิช


Miss Grand International Company Limited
Statement of financial position (continued)
As at 31 December 2021

(Unit: Baht)


	Note	31 December 2021	31 December 2020 (Restated)	1 January 2020
Liabilities and shareholders' equity (continued)				
Share capital	16			
Registered				
500,000 ordinary shares of Baht 100 each (1 January 2020: 10,000 ordinary shares of Baht 100 each)		50,000,000	50,000,000	1,000,000
Issued and fully paid up				
10,000 ordinary shares of Baht 100 each fully paid-up		1,000,000	1,000,000	1,000,000
490,000 ordinary shares of Baht 100 each paid-up 50 percent		-	24,500,000	-
490,000 ordinary shares of Baht 100 each fully paid-up		49,000,000	-	-
Retained earnings				
Appropriated - statutory reserve	17	3,051,129	100,000	-
Unappropriated		18,322,860	47,268,415	16,556,855
Total shareholders' equity		71,373,989	72,868,415	17,556,855
Total liabilities and shareholders' equity		106,675,959	116,284,316	41,288,614

The accompanying notes are an integral part of the financial statements.





Directors


 นายณวัฒน์ อิศรไกรศิลป์




 นายศักดิ์สิทธิ์ บุญวานิช

Miss Grand International Company Limited
Statement of comprehensive income
For the year ended 31 December 2021

	<u>Note</u>	<u>2021</u>	<u>2020</u> (Restated)
(Unit: Baht)			
Profit or loss:			
Revenues			
Sales and service income	18	342,165,038	336,806,722
Other income		2,763,167	1,948,583
Total revenues		<u>344,928,205</u>	<u>338,755,305</u>
Expenses	19		
Cost of sales		158,315,289	148,364,580
Cost of services		48,914,542	17,792,967
Selling and distribution expenses		68,459,106	96,774,053
Administrative expenses		32,847,548	18,422,192
Total expenses		<u>308,536,485</u>	<u>281,353,792</u>
Operating profit		36,391,720	57,401,513
Finance income		166,917	48,052
Finance cost		(79,371)	(10,113)
Profit before income tax expenses		36,479,266	57,439,452
Income tax expenses	20	(7,473,692)	(12,627,892)
Profit for the year		<u>29,005,574</u>	<u>44,811,560</u>
Other comprehensive income for the year		-	-
Total comprehensive income for the year		<u>29,005,574</u>	<u>44,811,560</u>
Basic earnings per share	21		
Profit for the year		98.46	1,423.54
Weighted average number of ordinary shares (shares)		<u>294,603</u>	<u>31,479</u>

The accompanying notes are an integral part of the financial statements.


 นายณวัฒน์ อิศรไกรศิลป์




 นายศักดิ์สิทธิ์ บุญวานิช

Miss Grand International Company Limited
Statement of changes in shareholders' equity
For the year ended 31 December 2021

(Unit: Baht)

	Note	Issued and	Retained earnings		Total
		paid up share capital	Appropriated - statutory reserve	Unappropriated	
Balance as at 31 December 2019					
- as previously reported		1,000,000	-	17,575,630	18,575,630
Cumulative effect of the prior year adjustment	3, 5	-	-	(1,018,775)	(1,018,775)
Balance as at 31 December 2019					
- as restated		1,000,000	-	16,556,855	17,556,855
Profit for the year - as restated		-	-	44,811,560	44,811,560
Other comprehensive income for the year		-	-	-	-
Total comprehensive income for the year		-	-	44,811,560	44,811,560
Dividend paid	22	-	-	(14,000,000)	(14,000,000)
Unappropriated retained earnings	17	-	100,000	(100,000)	-
Increase in share capital during the year	16	24,500,000	-	-	24,500,000
Balance as at 31 December 2020		25,500,000	100,000	47,268,415	72,868,415
Balance as at 31 December 2020					
- as previously reported		25,500,000	100,000	47,771,319	73,371,319
Cumulative effect of the prior year adjustment	3, 5	-	-	(502,904)	(502,904)
Balance as at 31 December 2020					
- as restated		25,500,000	100,000	47,268,415	72,868,415
Profit for the year		-	-	29,005,574	29,005,574
Other comprehensive income for the year		-	-	-	-
Total comprehensive income for the year		-	-	29,005,574	29,005,574
Dividend paid	22	-	-	(55,000,000)	(55,000,000)
Unappropriated retained earnings	17	-	2,951,129	(2,951,129)	-
Increase in share capital during the year	16	24,500,000	-	-	24,500,000
Balance as at 31 December 2021		50,000,000	3,051,129	18,322,860	71,373,989

The accompanying notes are an integral part of the financial statements.


 นายฉวีวัฒน์ อิศรไกรศีล




 นายศักดิ์สิทธิ์ บุญวานิช

Miss Grand International Company Limited

Cash flow statement


For the year ended 31 December 2021

	(Unit: Baht)	
	<u>2021</u>	<u>2020</u>
Cash flows from operating activities		
Profit before tax	36,479,266	57,439,452
Adjustments to reconcile profit before tax to net cash provided by (paid from) operating activities:		
Depreciation and amortisation	1,439,318	840,061
Impairment loss on intangible assets	585,052	9,315,888
Provision for long-term employee benefits	943,534	180,808
Interest income	(166,917)	(48,052)
Interest expense	79,371	10,113
Profit from operating activities before changes in operating assets and liabilities	39,359,624	67,738,270
Operating assets (increase) decrease:		
Trade and other receivables	33,528,944	(42,747,085)
Inventories	(2,095,826)	25,523,075
Advance payment for goods	1,893,320	(5,572,565)
Other current assets	783,419	(1,317,999)
Other current financial assets	(40,000)	-
Operating liabilities increase (decrease):		
Trade and other payables	(7,339,823)	22,478,014
Deferred revenue	7,865,490	2,915,744
Other current liabilities	(1,511,253)	2,864,987
Cash from operating activities	72,443,895	71,882,441
Cash received from interest income	166,917	48,052
Cash paid for interest expenses	(79,371)	(10,113)
Cash paid for corporate income tax	(15,640,813)	(4,413,493)
Net cash from operating activities	<u>56,890,628</u>	<u>67,506,887</u>

The accompanying notes are an integral part of the financial statements.


นายวัฒน์ อิศรไกรศิลป์




นายศักดิ์สิทธิ์ บุญวานิช

Miss Grand International Company Limited

Cash flow statement (continued)

For the year ended 31 December 2021

	(Unit: Baht)	
	<u>2021</u>	<u>2020</u>
Cash flows from investing activities		
Acquisitions of equipment	(3,613,844)	(1,306,657)
Acquisitions of intangible assets	(1,052,352)	(10,939,491)
Increase in other non-current assets	(643,953)	(961,535)
Increase in other non-current assets financial assets	(105,579)	(135,101)
Net cash used in investing activities	<u>(5,415,728)</u>	<u>(13,342,784)</u>
Cash flows from financing activities		
Cash paid for lease liabilities	(702,001)	(98,388)
Rapayment of short-term loan	-	(19,935,492)
Cash received from increase in share capital	24,500,000	24,500,000
Dividend paid	(55,000,000)	(14,000,000)
Net cash used in financing activities	<u>(31,202,001)</u>	<u>(9,533,880)</u>
Net increase in cash and cash equivalents	20,272,899	44,630,223
Cash and cash equivalents at beginning of year	47,679,551	3,049,328
Cash and cash equivalents at end of year (Note 9)	<u>67,952,450</u>	<u>47,679,551</u>

Supplemental cash flows information

Non-cash transactions

Addition to lease liabilities	717,581	1,207,489
-------------------------------	---------	-----------

The accompanying notes are an integral part of the financial statements.


นายฉวีวัฒน์ อิศรโกศล




นายศักดิ์สิทธิ์ บุญวานิช